Mit talhæfte med tallene fra

1-10



6



1

3



10

4



Navn:

Klasse:

© tekst og illustrationer matematikhylden.dk

Tæl og farv

Hvor mange ting kan du se?
Farv cirklen med det rigtige tal.

1 2 3



5 6 7



7 8 9

1 2 3



4 5 6

8 9 10

© tekst og illustrationer matematikhylden.dk

Farv 9

Kig på tallene.
Farv 9 i flotte farver.

9 1 4 9 9
3 7 8 2
9 6 9
1 9 2 4 9 5
7
4 9 0 8
3 9 5 9
0 6 0
2 7 8
9 5 9 7 9 1

© tekst og illustrationer matematikhylden.dk

Sæt streg

Hvor mange perler kan du tælle?
Sæt streg til det rigtige tal.



9

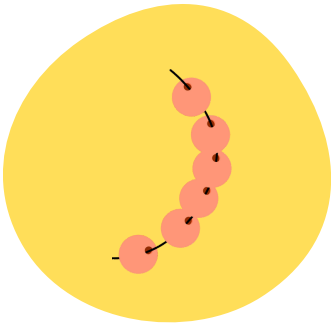

4

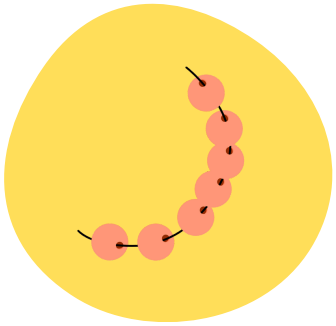

8

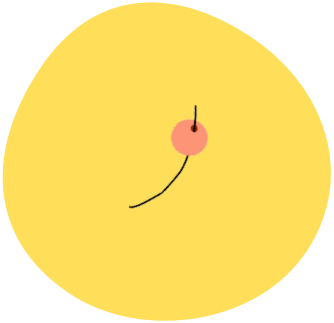

3

7

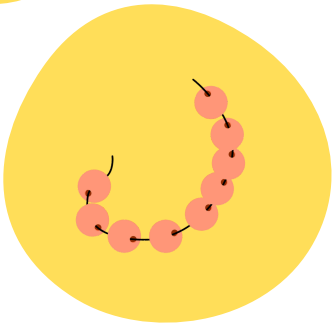

6

1

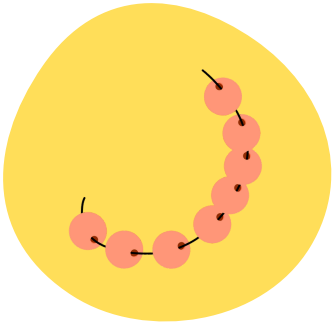

© tekst og illustrationer matematikhylden.dk

Farv skyer

Kig godt på tallene i skyerne.
Farv alle skyerne med et 7-tal.

© tekst og illustrationer matematikhylden.dk

Skriv tallene

Skriv tallene fra 1-5 med din flotteste håndskrift.
Start ved stjernen. Skriv oveni det grå tal tre gange.

1 1

2 2

3 3

4 4

5 5

© tekst og illustrationer matematikhylden.dk

Find og farv

Find de rigtige tal.
Se på billedet og farv tallene den rigtige farve.

2	3	andre tal

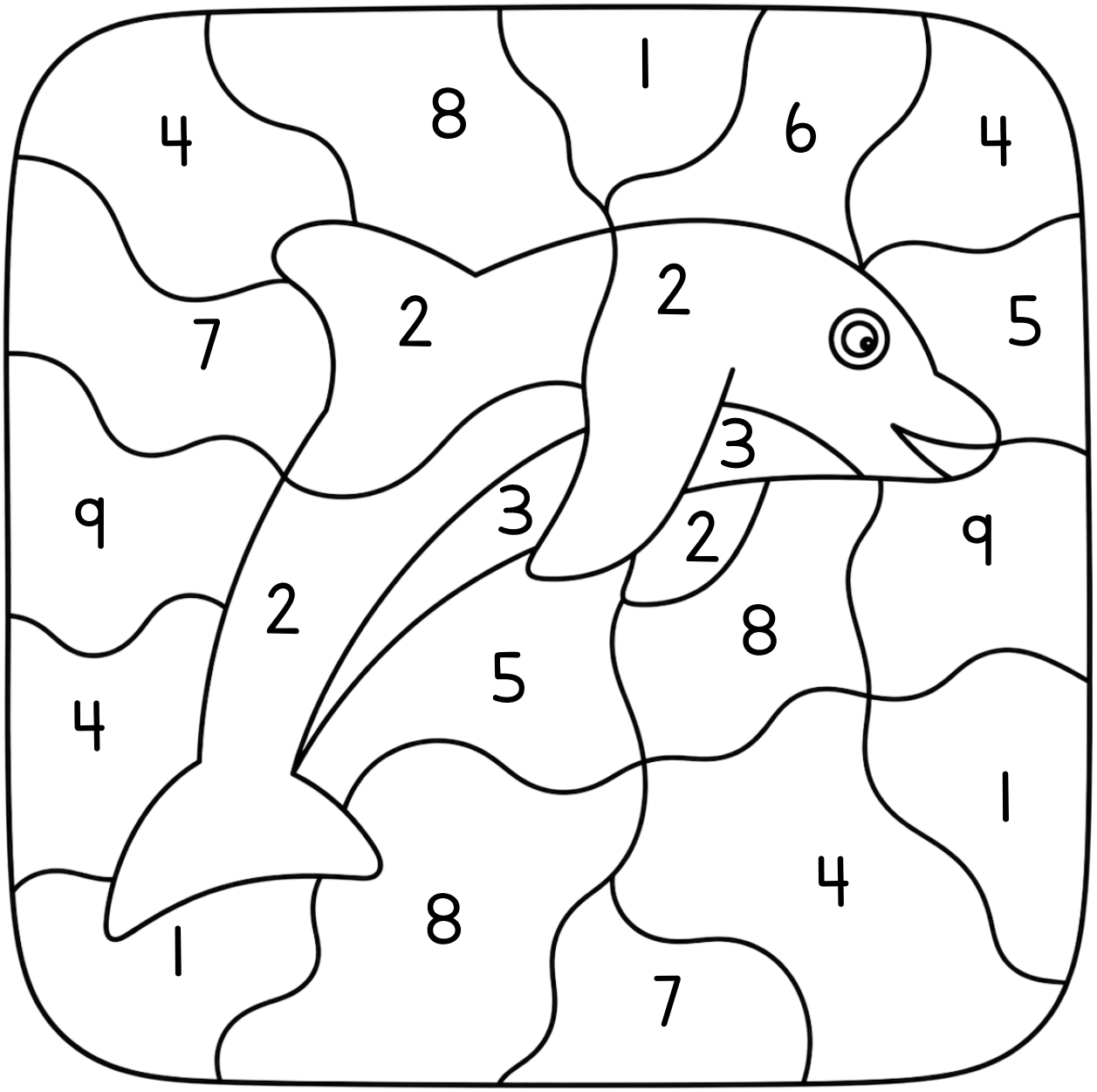

© tekst og illustrationer matematikhylden.dk

Jeg kan se...

Hvor mange af hvert dyr kan du tælle?
Skriv det rigtige antal i kasserne nederst.





© tekst og illustrationer matematikhylden.dk

Sæt ring

Kig godt på alle tallene.
Find og sæt ring om alle **5**-tallene.

5 1 2 5 4 9 0 1 5 7

1 5 4 3 1 5 2 1 3 7

8 3 5 6 5 1 5 7 5 5

5 9 5 2 4 5 8 1 0 5 3

8 1 6 5 3 1 4 7 5 1

1 9 5 3 5 1 8 1 0 5 1

© tekst og illustrationer matematikhylden.dk

Sæt streg

Hvor mange ting kan du tælle?
Sæt streg til det rigtige tal.



9

5

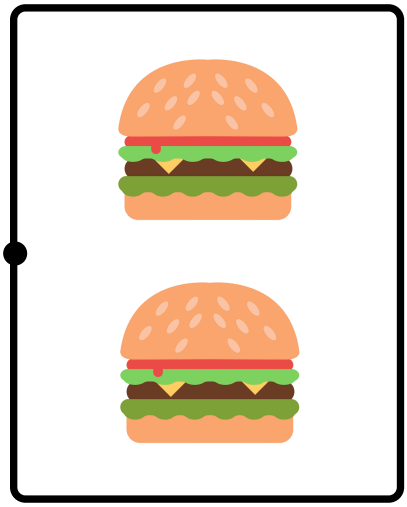



3

7

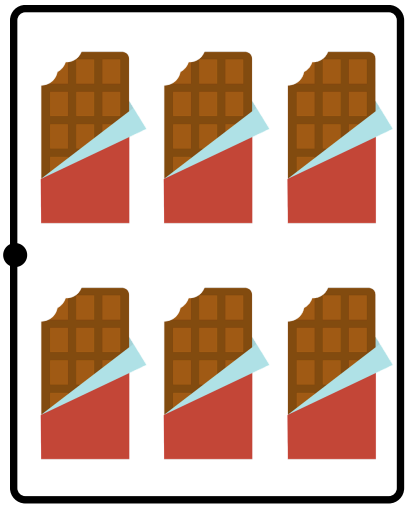



6

2

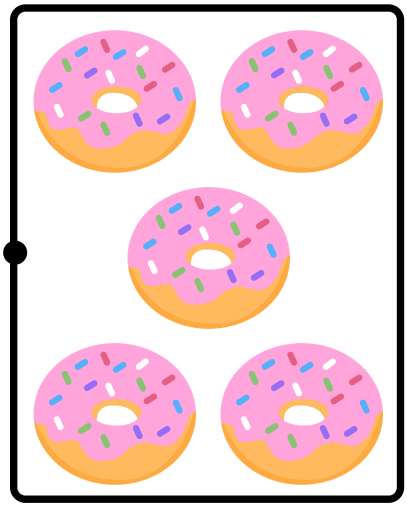

© tekst og illustrationer matematikhylden.dk

Find og farv

Find de rigtige tal.
Se på billedet og farv tallene den rigtige farve.

1	andre tal

8	4	1	5	2
7	5	1	3	10
2	6	1	4	7
3	4	1	9	8

© tekst og illustrationer matematikhylden.dk

Tegn selv

Læs, hvor mange du skal tegne.
Tegn det rigtige antal i hvert felt.

Tegn 6 æbler

Tegn 9 vindruer

Tegn 4 pærer

Tegn 7 tomater

Tegn 3 jordbær

Tegn 1 vandmelon

© tekst og illustrationer matematikhylden.dk

Labyrinten

Find vej gennem labyrinten fra start til mål.
Mal kun felterne med 3-taller.

START			2	5	9	1	4
3	7	8	6	4	7	2	9
3	1	5	3	3	3	3	3
3	6	2	3	9	8	4	3
3	3	3	3	7	1	9	3
8	5	1	6	2	4	7	3
1	4	7	9	8	4	2	3
7	6	1	2	5	7	1	3
2	9	5	4	8	MÅL		

© tekst og illustrationer matematikhylden.dk

Sæt streg

Hvor mange ting kan du tælle?
Sæt streg til det rigtige tal.





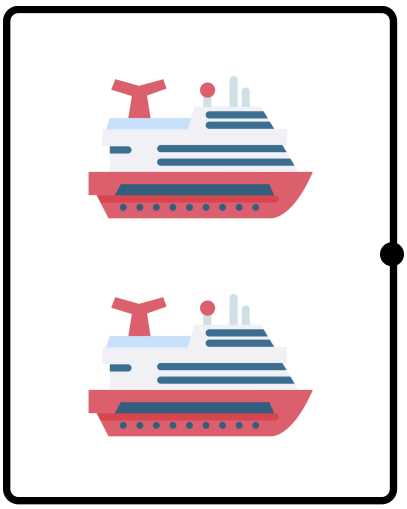

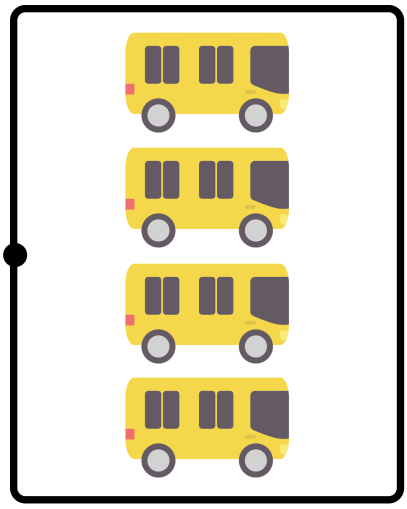

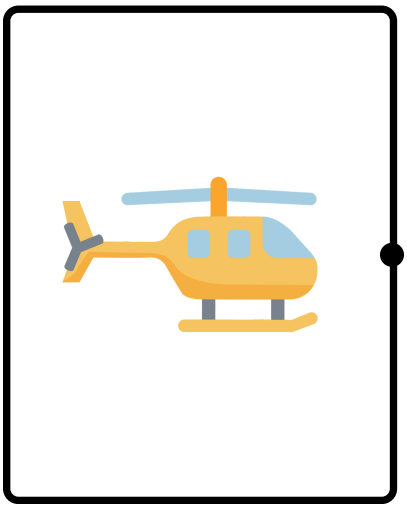

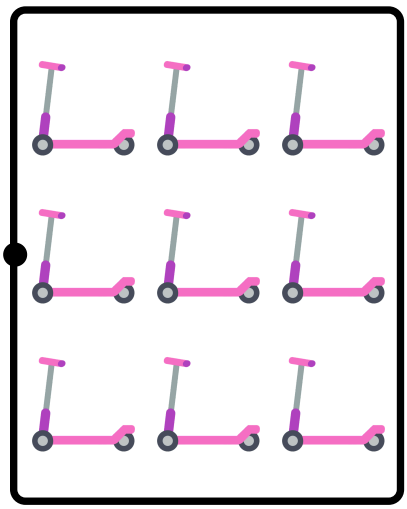

4

1

9

6

2

8

© tekst og illustrationer matematikhylden.dk

Find vej

Find vej gennem labyrinten.
Farv 10-tallet i den rigtige farve.

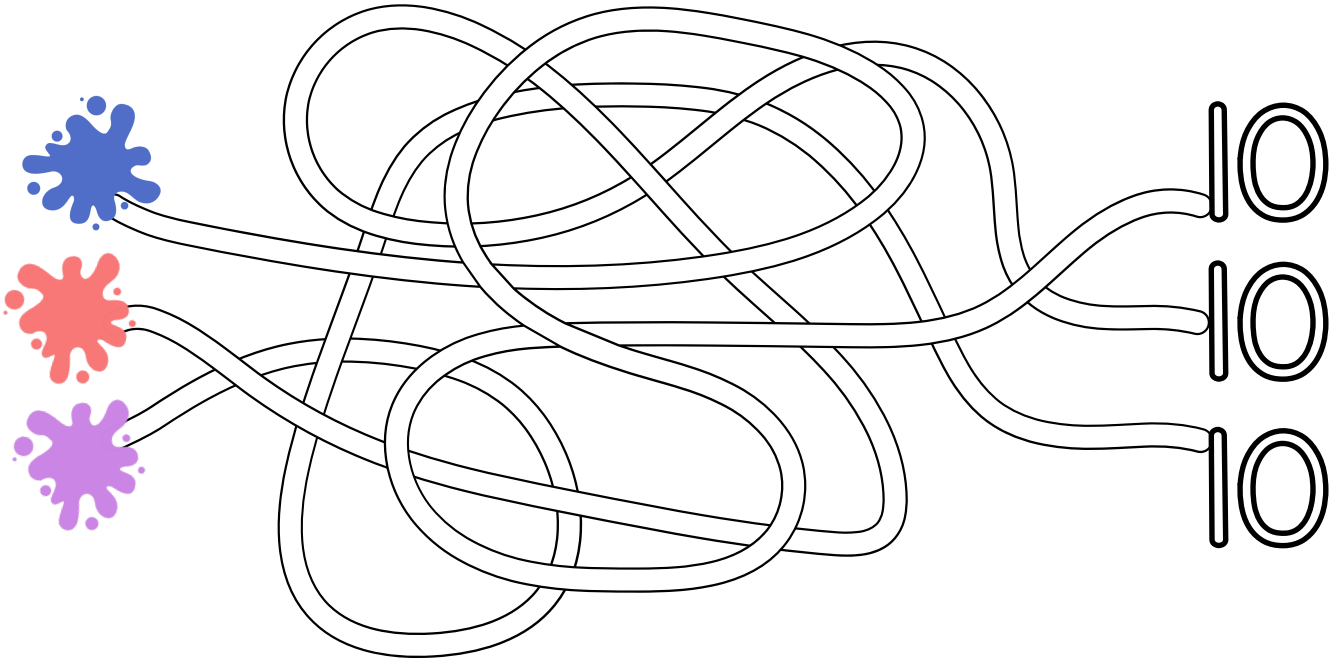



© tekst og illustrationer matematikhylden.dk

Prikker og tal

Kig på figuren.
Tegn prikker øverst, og skriv tallene nederst.

2

8

7

9

5

3

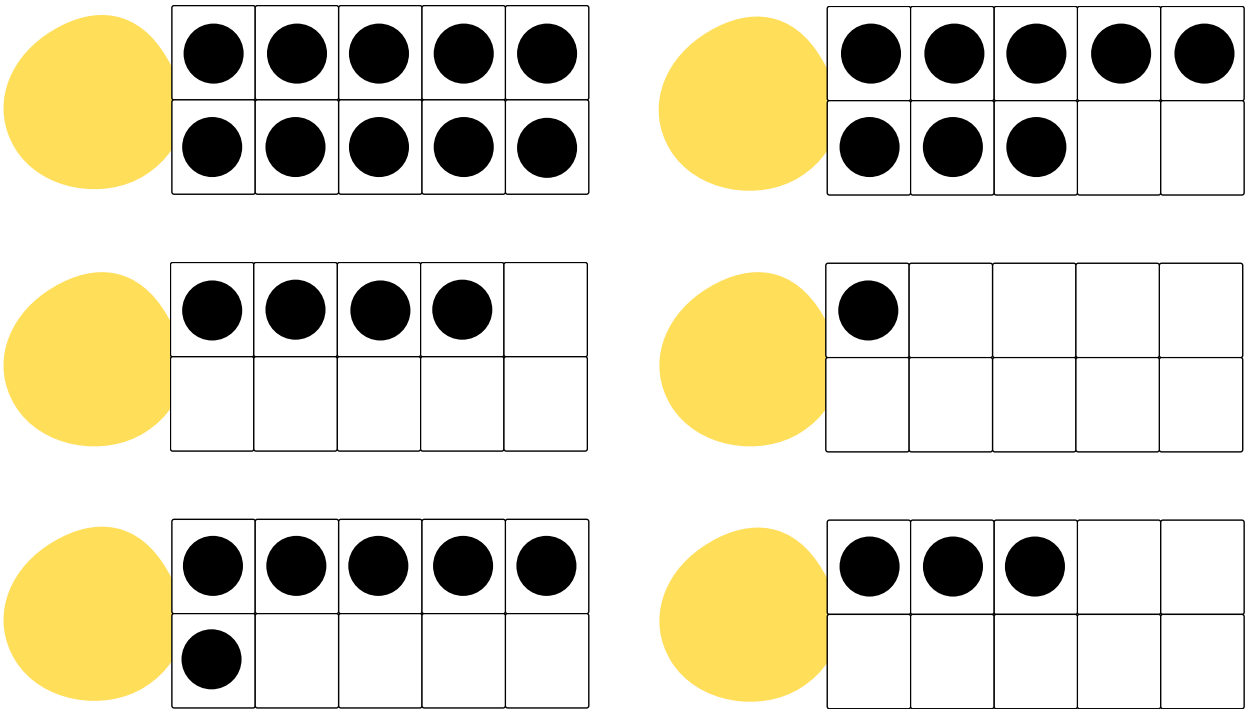

© tekst og illustrationer matematikhylden.dk

Farv løs

Farv tallene i den rigtige farve.
Hvad kommer frem til sidst?

6 8 9

9	6	9	6	9	6	9	6	9
6	9	6	8	8	8	6	9	6
9	6	8	6	9	6	8	6	9
6	9	8	9	6	9	8	9	6
9	6	8	6	9	6	8	6	9
6	9	6	8	8	8	6	9	6
9	6	8	6	9	6	8	6	9
6	9	8	9	6	9	8	9	6
9	6	8	6	9	6	8	6	9
6	9	8	9	6	9	8	9	6
9	6	9	8	8	8	9	6	9
6	9	6	9	6	9	6	9	6

© tekst og illustrationer matematikhylden.dk

Skriv tallene

Skriv tallene fra **6-10** med din flotteste håndskrift.
Start ved stjernen. Skriv oveni det grå tal tre gange.

6 6

7 7

8 8

9 9

10 10

© tekst og illustrationer matematikhylden.dk

Sæt streg

Kig på billederne.
Sæt streg til alle de ting, der har **6**.

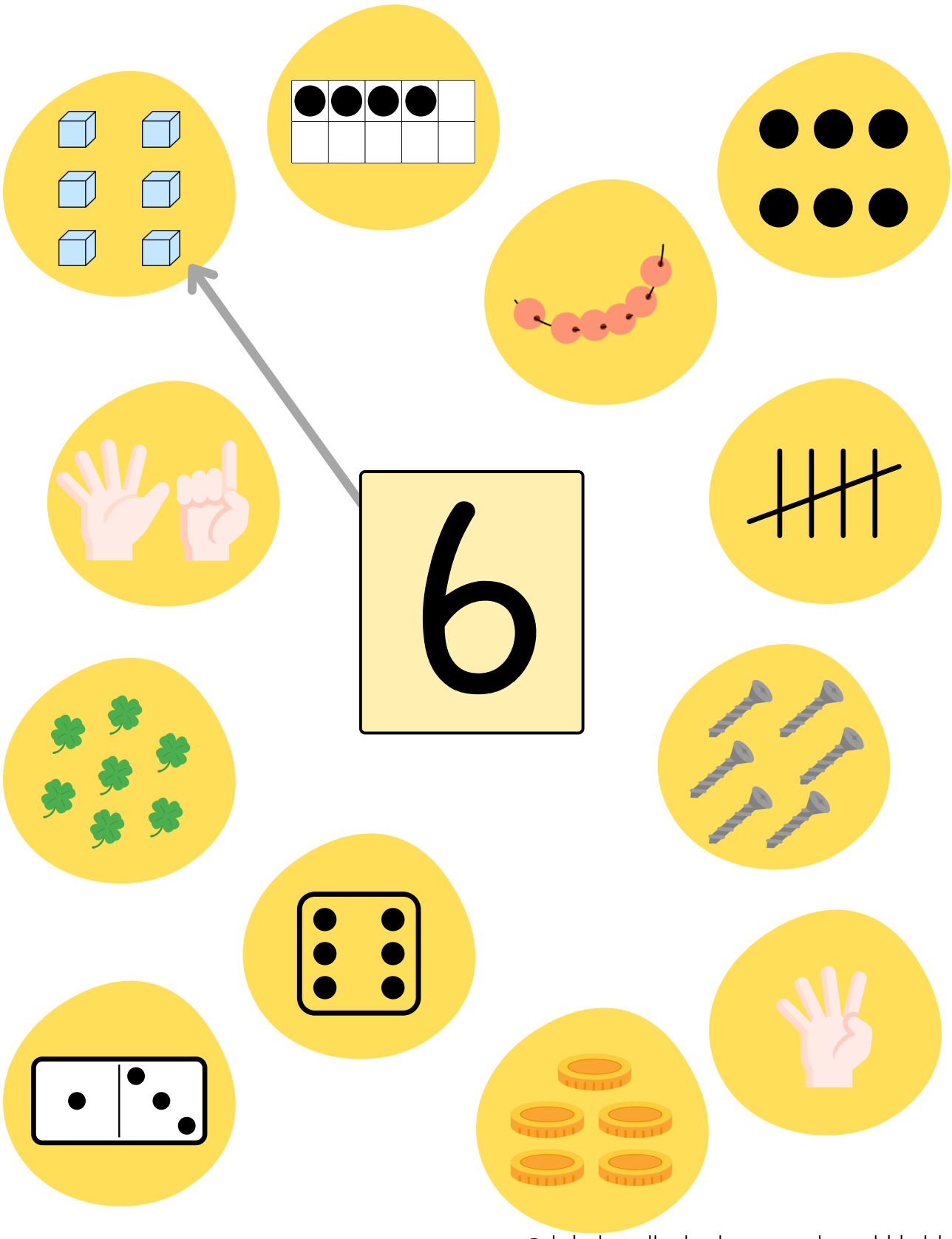

© tekst og illustrationer matematikhylden.dk

Tallarver

Hvilke tal mangler i talrækken?
Skriv de rigtige tal i de tomme felter.

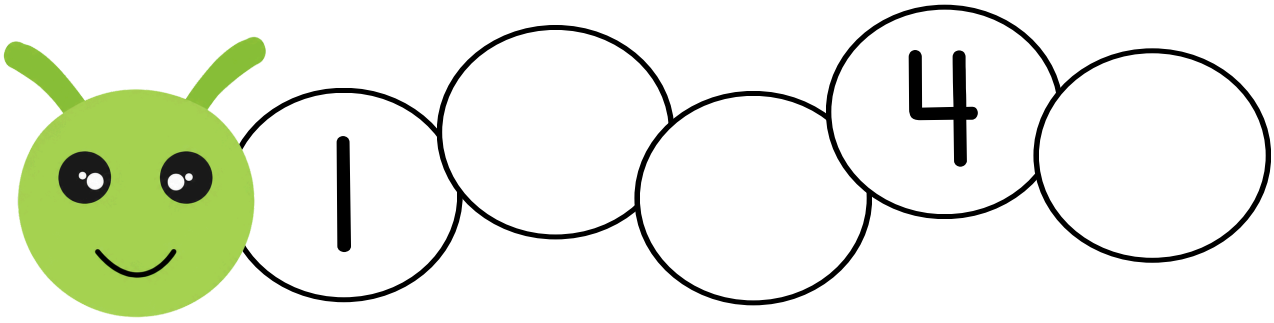

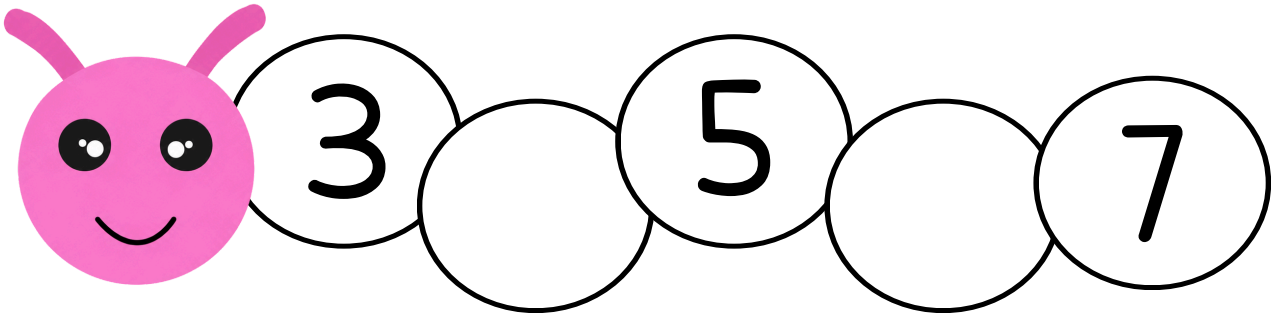

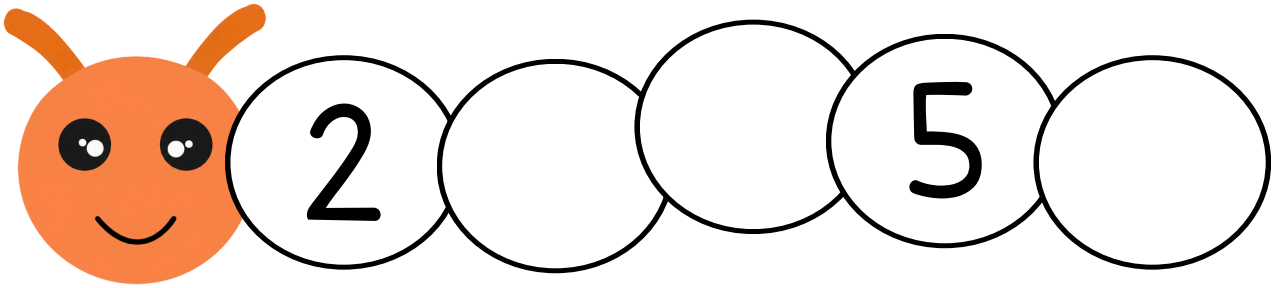

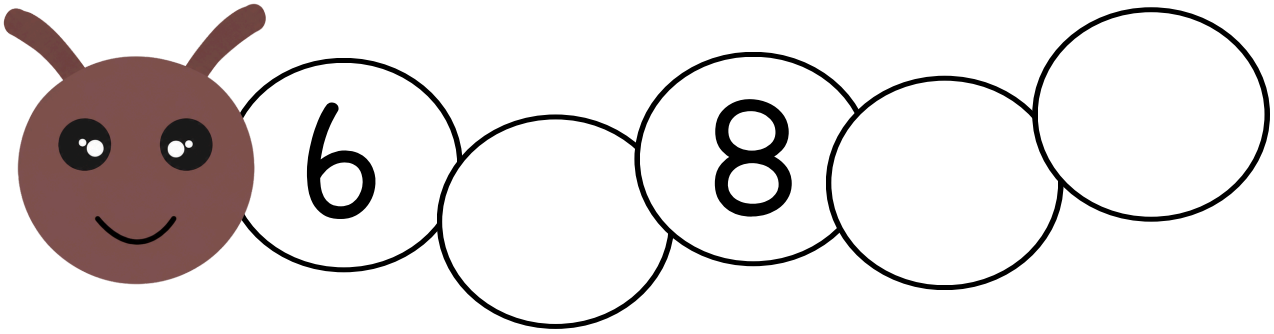

© tekst og illustrationer matematikhylden.dk

Find og farv

Tæl dyrene i hvert felt.
Farv alle felterne med **4** dyr.



















© tekst og illustrationer matematikhylden.dk

Tal og prikker

Kig på terningerne.
Skriv tallene øverst, og tegn prikker nederst.

= ☐

 = ☐

 = ☐

 = ☐

 = ☐

 = ☐

☐ = 3

☐ = 5

☐ = 4

☐ = 2

☐ = 1

☐ = 6

© tekst og illustrationer matematikhylden.dk













© tekst og illustrationer matematikhylden.dk